

ANALYSIS RESULT OF COURSE EVALUATION SURVEY
AT INTERNATIONAL UNIVERSITY

Electrical Engineering

Synthesis analysis (for rating questions)

?%, >=3

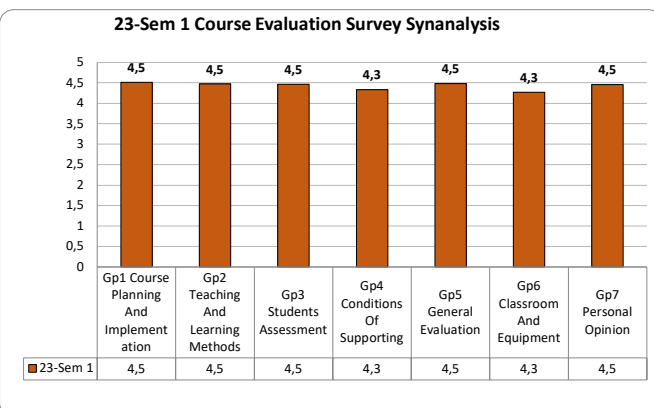
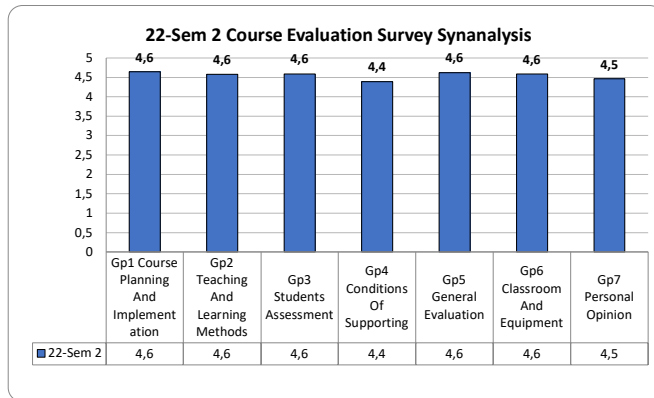
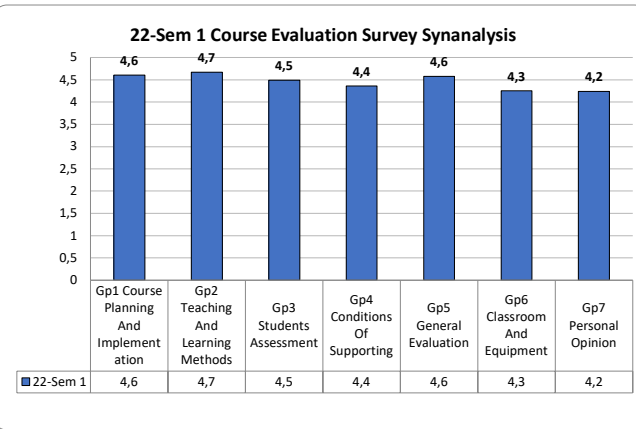
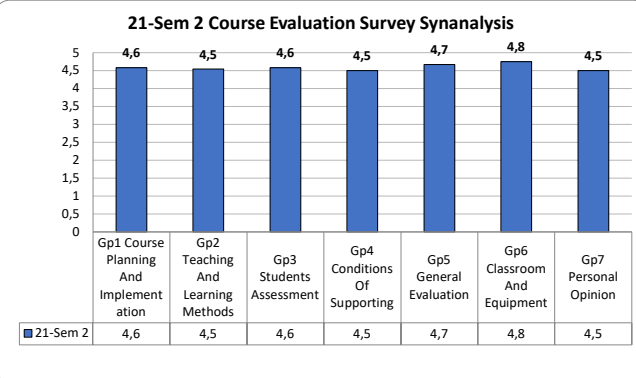
Question	Q.AverageRate	Q.PassRate	Group	G.AvgRate	G.PassRate
Q1	5	100,0%	Gp1	4.6	100,0%
Q2	4.3	100,0%			
Q3	4.5	100,0%			
Q4	5	100,0%	Gp2	4.5	100,0%
Q5	4.5	100,0%			
Q6	4.3	100,0%			
Q7	4.5	100,0%	Gp3	4.6	100,0%
Q8	4.5	100,0%			
Q9	4.5	100,0%			
Q10	5	100,0%	Gp4	4.5	100,0%
Q11	4.5	100,0%			
Q12	4.3	100,0%			
Q13	5	100,0%	Gp5	4.7	100,0%
Q14	4.3	100,0%			
Q15	4.3	100,0%			
Q16	5	100,0%	Gp6	4.8	100,0%
Q17	4.5	100,0%			
Q18	4.5	100,0%			
Q19	5	100,0%	Gp7	4.5	100,0%
Q20	4.5	100,0%			
Q21	4.5	100,0%			
Q22	4.5	100,0%			
Q23	5	100,0%			
Q24	4	100,0%			

Question	Q.AverageRate	Q.PassRate	Group	G.AvgRate	G.PassRate
Q1	4.7	100,0%	Gp1	4.6	100,0%
Q2	4.5	100,0%			
Q3	4.6	100,0%			
Q4	4.9	100,0%	Gp2	4.7	100,0%
Q5	4.7	100,0%			
Q6	4.4	100,0%			
Q7	4.7	100,0%	Gp3	4.5	100,0%
Q8	4.7	100,0%			
Q9	4.6	100,0%			
Q10	4.5	100,0%	Gp4	4.4	100,0%
Q11	4.5	100,0%			
Q12	4.5	100,0%			
Q13	4.5	100,0%	Gp5	4.6	100,0%
Q14	4.4	100,0%			
Q15	4.2	100,0%			
Q16	4.6	100,0%	Gp6	4.3	86,5%
Q17	4.6	100,0%			
Q18	4.5	100,0%			
Q19	4.4	92,3%	Gp7	4.2	88,0%
Q20	4.1	80,8%			
Q21	4.4	88,0%			
Q22	4.2	88,0%			
Q23	4.2	88,0%			
Q24	4.2	88,0%			

Question	Q.AverageRate	Q.PassRate	Group	G.AvgRate	G.PassRate
Q1	4.9	100,0%	Gp1	4.6	100,0%
Q2	4.5	100,0%			
Q3	4.5	100,0%			
Q4	4.7	100,0%	Gp2	4.6	100,0%
Q5	4.5	100,0%			
Q6	4.5	100,0%			
Q7	4.7	100,0%	Gp3	4.6	100,0%
Q8	4.5	100,0%			
Q9	4.6	100,0%			
Q10	4.8	100,0%	Gp4	4.4	100,0%
Q11	4.6	100,0%			
Q12	4.4	100,0%			
Q13	4.6	100,0%	Gp5	4.6	100,0%
Q14	4.4	100,0%			
Q15	4.2	100,0%			
Q16	4.7	100,0%	Gp6	4.6	100,0%
Q17	4.6	100,0%			
Q18	4.6	100,0%			
Q19	4.6	100,0%	Gp7	4.5	100,0%
Q20	4.6	100,0%			
Q21	4.3	100,0%			
Q22	4.4	100,0%			
Q23	4.6	100,0%			
Q24	4.5	100,0%			

Question	Q.AverageRate	Q.PassRate	Group	G.AvgRate	G.PassRate
Group 1. COURSE PLANNING AND IMPLEMENTATION					
Q1. Are the subject's objectives clear?	4.5	98,4%	Gp1	4.5	99,7%
Q2. The course syllabus was well organized.	4.5	100,0%			
Q3. Does the instructor teach in an interesting way?	4.5	100,0%			
Q4. Does the instructor regard students as individuals?	4.6	100,0%			
Q5. Is the amount of time for each topic well used?	4.5	100,0%			
Group 2. TEACHING AND LEARNING METHODS					
Q6. Does the instructor have good teaching methods?	4.6	100,0%	Gp2	4.5	100,0%
Q7. Is the instructor attentive?	4.6	100,0%			
Q8. Does the instructor's teaching style help you learn?	4.4	100,0%			
Q9. Does the instructor adequately explain the subject matter?	4.4	100,0%			
Q10. Does the instructor motivate you to learn?	4.3	100,0%			
Q11. Is the instructor readily available to help you?	4.6	100,0%			
Group 3. STUDENTS ASSESSMENT					
Q12. Does the instructor check your understanding?	4.5	100,0%	Gp3	4.5	100,0%
Q13. Is the content of the assignments relevant?	4.5	100,0%			
Q14. Does the instructor assign a fair amount of work?	4.4	100,0%			
Q15. Do the textbooks and materials used help you learn?	4.4	98,4%			
Group 4. CONDITIONS OF SUPPORTING					
Q16. Do information systems help you learn?	4.3	93,4%	Gp4	4.3	96,2%
Q17. Does the library provide the resources you need?	4.3	96,7%			
Q18. Is the course helpful in your learning?	4.3	96,7%			
Group 5. GENERAL EVALUATION					
Q19. General evaluation of the course?	4.6	100,0%	Gp5	4.5	98,9%
Q20. General evaluation of the instructor?	4.5	100,0%			
Group 6. CLASSROOM AND EQUIPMENT					
Q21. Are classrooms/laboratories well equipped?	4.3	96,7%	Gp6	4.3	96,7%
Q22. Are the equipment (computers, etc.) well maintained?	4.3	96,7%			
Group 7. PERSONAL OPINION					
Q23. Does the instructor need to improve?	4.4	100,0%	Gp7	4.5	100,0%
Q24. Does the instructor improve your learning?	4.6	100,0%			
Q25. Do the online teaching methods help you learn?	4.4	100,0%			
Q26. General evaluation of the course?	4.5	100,0%			

Group	Academic Year								Avg
	2021-2022		2022-2023		2023-2024		2024-2025		
	21-Sem 1	21-Sem 2	22-Sem 1	22-Sem 2	23-Sem 1	23-Sem 2	24-Sem 1	24-Sem 2	
Gp1 Course Planning And Implementation		4,6	4,6	4,6	4,5				4,58
Gp2 Teaching And Learning Methods		4,5	4,7	4,6	4,5				4,56
Gp3 Students Assessment		4,6	4,5	4,6	4,5				4,53
Gp4 Conditions Of Supporting		4,5	4,4	4,4	4,3				4,40
Gp5 General Evaluation		4,7	4,6	4,6	4,5				4,59
Gp6 Classroom And Equipment		4,8	4,3	4,6	4,3				4,46
Gp7 Personal Opinion		4,5	4,2	4,5	4,5				4,41
Avg		4,6	4,5	4,6	4,4				4,51



Course Evaluation Survey SynAnalysis - IU
Synthesis.Gp.Avg/Group

